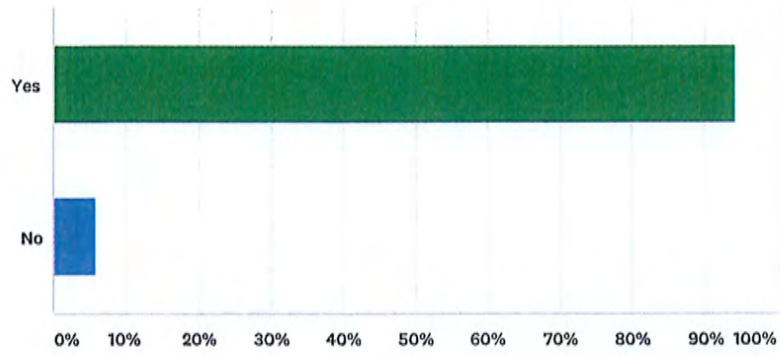


Q1 Are you familiar with Aviation Park?

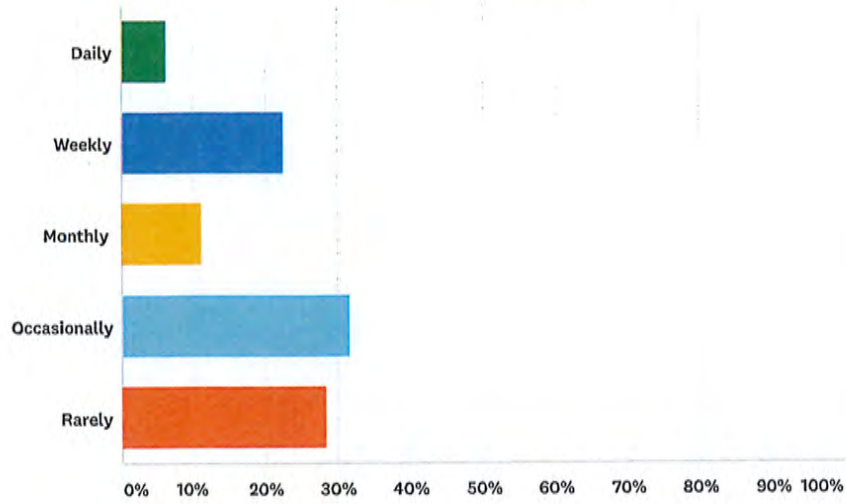
Answered: 278 Skipped: 0



ANSWER CHOICES	RESPONSES	
Yes	94.24%	262
No	5.76%	16
TOTAL		278

Q2 How often do you use this park?

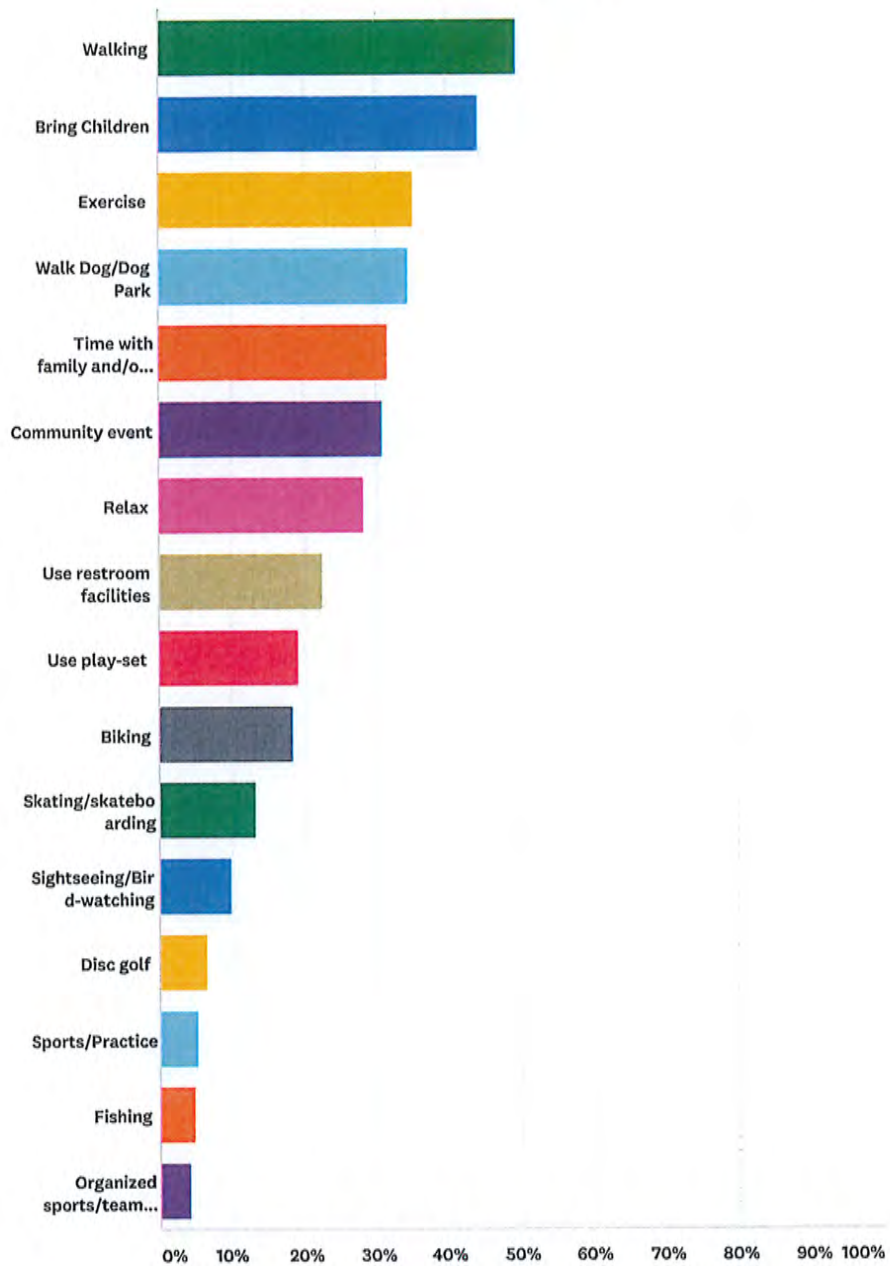
Answered: 275 Skipped: 3



ANSWER CHOICES	RESPONSES	
Daily	6.18%	17
Weekly	22.55%	62
Monthly	11.27%	31
Occasionally	31.64%	87
Rarely	28.36%	78
TOTAL		275

Q3 Why do you visit this park? (Check all that apply)

Answered: 266 Skipped: 12

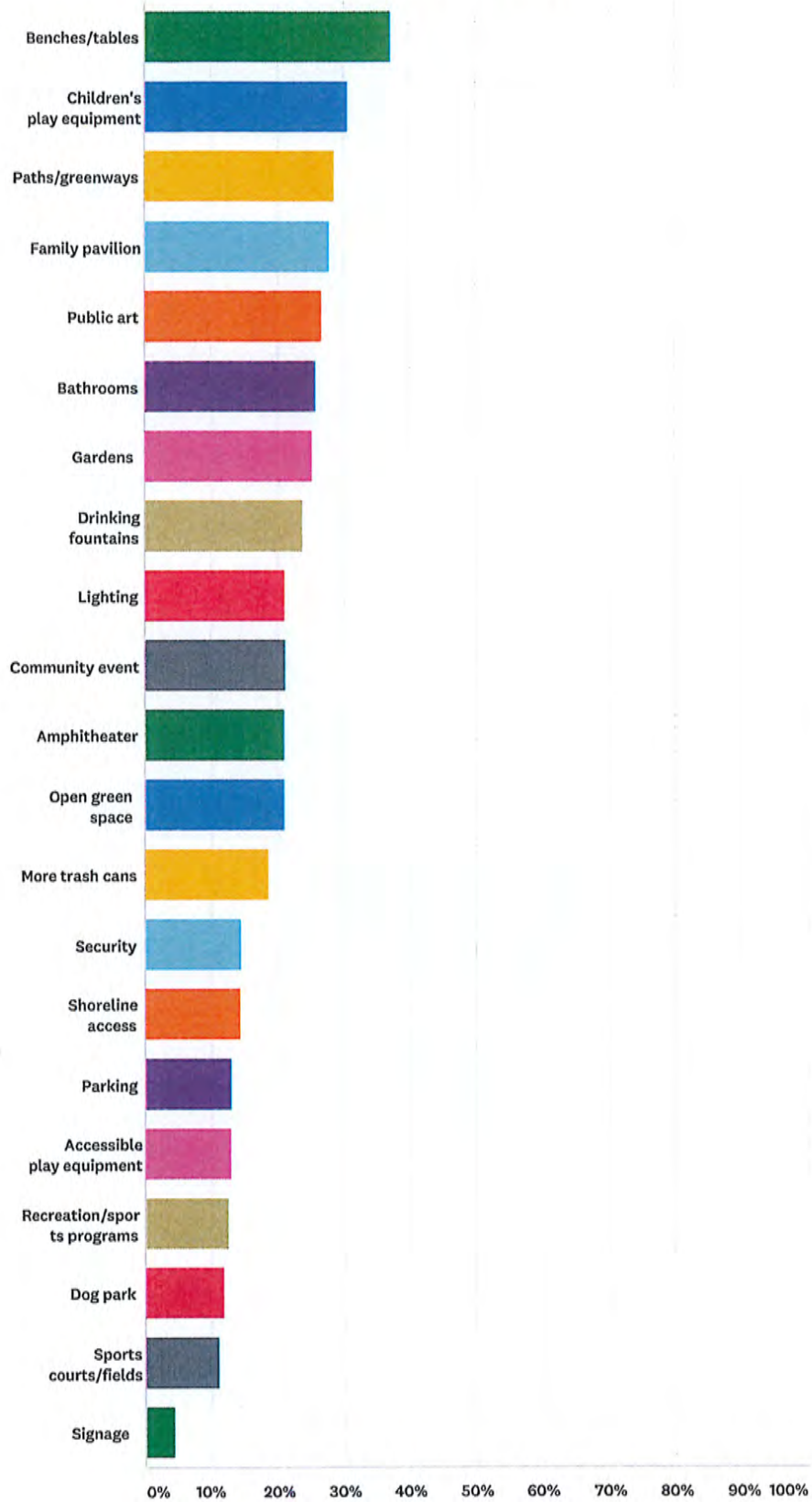


ANSWER CHOICES	RESPONSES	
Walking	49.62%	132
Bring Children	44.36%	118
Exercise	35.34%	94
Walk Dog/Dog Park	34.59%	92
Time with family and/or friends	31.58%	84
Community event	30.83%	82
Relax	28.20%	75
Use restroom facilities	22.56%	60

Use play-set	19.17%	51
Biking	18.42%	49
Skating/skateboarding	13.16%	35
Sightseeing/Bird-watching	9.77%	26
Disc golf	6.39%	17
Sports/Practice	5.26%	14
Fishing	4.89%	13
Organized sports/team sports	4.14%	11
Total Respondents: 266		

Q4 What additional or expanded features would you like to see at this park? (Check all that apply.)

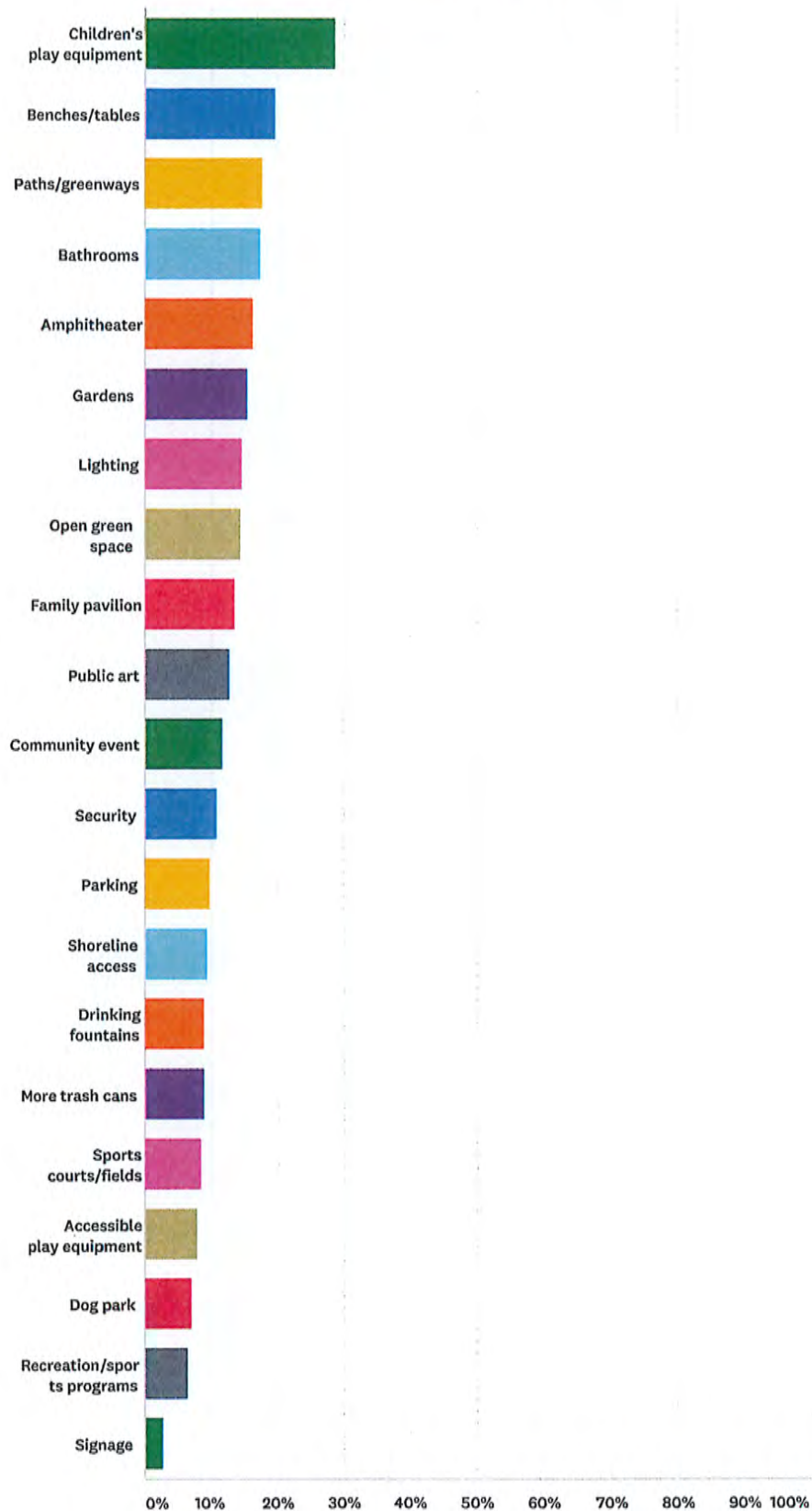
Answered: 269 Skipped: 9



ANSWER CHOICES	RESPONSES	
Benches/tables	37.17%	100
Children's play equipment	30.48%	82
Paths/greenways	28.62%	77
Family pavilion	27.88%	75
Public art	26.77%	72
Bathrooms	25.65%	69
Gardens	25.28%	68
Drinking fountains	23.79%	64
Lighting	21.19%	57
Community event	21.19%	57
Amphitheater	20.82%	56
Open green space	20.82%	56
More trash cans	18.59%	50
Security	14.50%	39
Shoreline access	14.50%	39
Parking	13.01%	35
Accessible play equipment	13.01%	35
Recreation/sports programs	12.64%	34
Dog park	11.90%	32
Sports courts/fields	11.15%	30
Signage	4.46%	12
Total Respondents: 269		

Q5 Of the features checked above, which ones are your top three?

Answered: 265 Skipped: 13



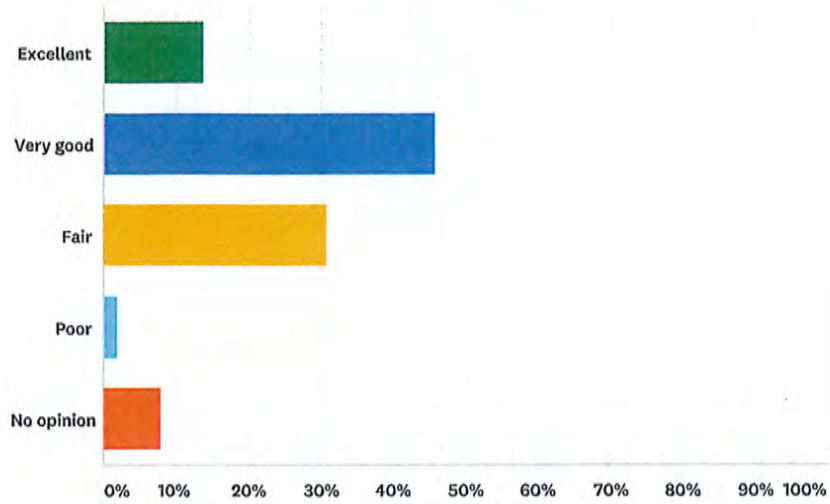
ANSWER CHOICES

RESPONSES

Children's play equipment	28.68%	76
Benches/tables	19.62%	52
Paths/greenways	17.74%	47
Bathrooms	17.36%	46
Amphitheater	16.23%	43
Gardens	15.47%	41
Lighting	14.72%	39
Open green space	14.34%	38
Family pavilion	13.58%	36
Public art	12.83%	34
Community event	11.70%	31
Security	10.94%	29
Parking	9.81%	26
Shoreline access	9.43%	25
Drinking fountains	9.06%	24
More trash cans	9.06%	24
Sports courts/fields	8.68%	23
Accessible play equipment	7.92%	21
Dog park	7.17%	19
Recreation/sports programs	6.42%	17
Signage	2.64%	7
Total Respondents: 265		

Q6 What is your overall opinion of Aviation Park?

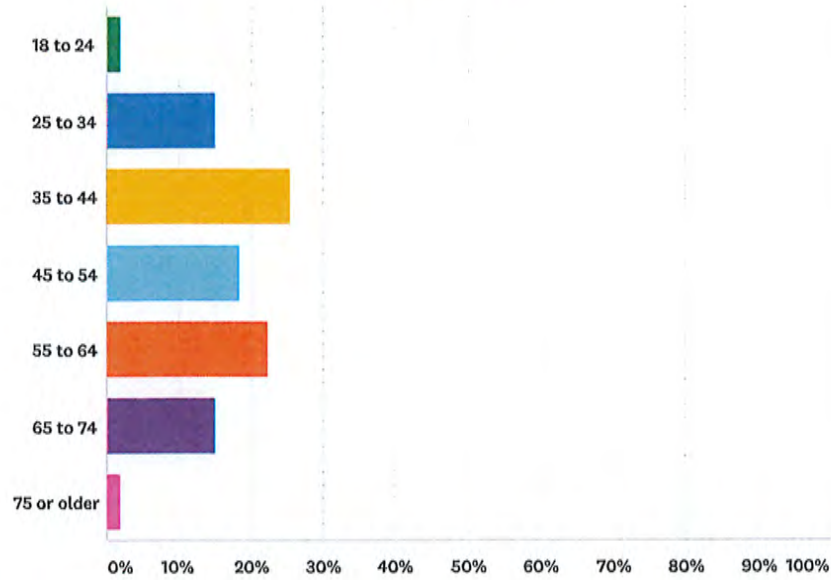
Answered: 277 Skipped: 1



ANSWER CHOICES	RESPONSES	
Excellent	13.72%	38
Very good	45.85%	127
Fair	30.69%	85
Poor	1.81%	5
No opinion	7.94%	22
TOTAL		277

Q7 What is your age?

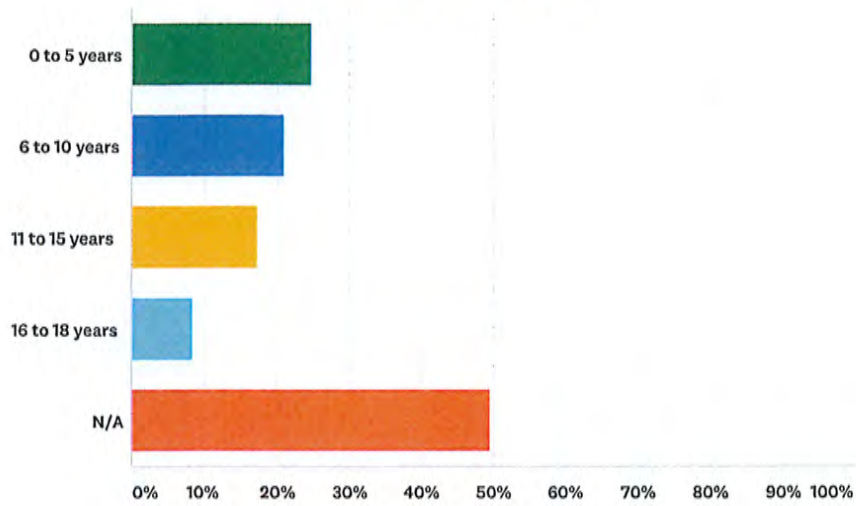
Answered: 278 Skipped: 0



ANSWER CHOICES	RESPONSES	
18 to 24	1.80%	5
25 to 34	15.11%	42
35 to 44	25.54%	71
45 to 54	18.35%	51
55 to 64	22.30%	62
65 to 74	15.11%	42
75 or older	1.80%	5
TOTAL		278

Q8 If any, what are the ages of the children in your household? (Check all that apply)

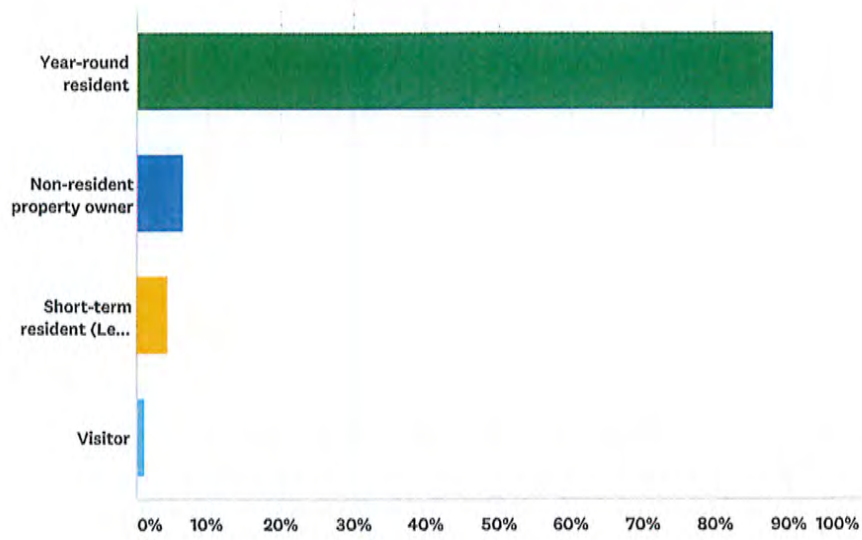
Answered: 276 Skipped: 2



ANSWER CHOICES	RESPONSES	
0 to 5 years	24.64%	68
6 to 10 years	21.01%	58
11 to 15 years	17.39%	48
16 to 18 years	8.33%	23
N/A	49.64%	137
Total Respondents: 276		

Q9 Are you a year-around resident, short-term resident, or visitor?

Answered: 278 Skipped: 0



ANSWER CHOICES	RESPONSES	
Year-round resident	88.13%	245
Non-resident property owner	6.47%	18
Short-term resident (Less than 6 months out of the year)	4.32%	12
Visitor	1.08%	3
TOTAL		278